

quikfence®

Fencing made easy

The **Gate Wheel**
MAKING LIGHT WORK OF HEAVY GATES

For an easy gate opening





The Gate Wheel is an Aussie invention designed to make light work of big heavy steel gates!

The Gate Wheel is low maintenance and ideally suited for your home, your farm, your rural property and your business. If you're looking for a wheel for the gate to reduce any potential OH&S issues for the workplace or home; the Gate Wheel is the solution.

"The inspiration for the Gate Wheel came from watching an old mate struggling, literally dragging this big old steel gate so he could go to the next paddock, then he had close it! This made me remember of all the times I've seen kids jump out of the ute, struggling to open a gate that was taller,

and heavier than them. It made me think there has to be a better way!" Jon Earl from Warwick Gates.

The Gate Wheel was designed and launched locally in Warwick, southern Queensland with quality Australian heavy duty steel, and designed to be strong enough to support the weight of any big heavy duty double steel gate.

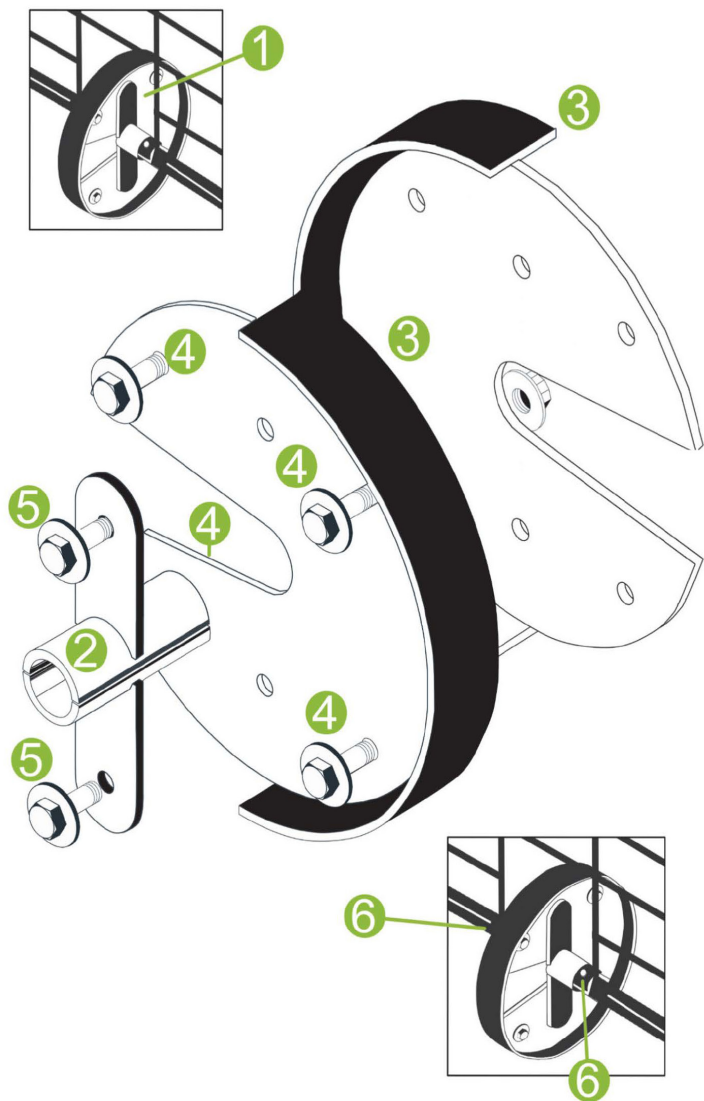
Gate Wheel Size

Most wheels are the standard size 25nb, 1" - 33.7mm diameter and suit most steel farm gates.

Heavy duty gates are 32nb, 1 1/4" - 42.4mm diameter, usually used for cattle gates, or older, and the wheel diameter is 280mm approx.

Before ordering, please check the measurements and if you're not sure please contact us.






Assembly instructions


1. Prepare the gate, add to an existing mesh gate, cut a space in the mesh to fit the wheel.
Allow 200mm in height and 185mm in width as a minimum space for the wheel to move freely.
2. Place axle brackets over bottom rail of the gate.
3. Place both halves of the wheel over the axle bracket.
4. Place all bolts through the four outer holes and secure the two halves together tightly.
5. Place the remaining two bolts through the axle bracket and wheel halves and tighten.
6. Fix brackets either side of the wheel on the gate to keep the wheel in place with tek screws supplied.

Check it out on YouTube

To find out more, including the inspiration of the Gate Wheel, plus how easy it is to assemble please view the videos below on YouTube.



- View the background on the Gate Wheel



- View the Gate Wheel being assembled.





The Gate Wheel is designed to be strong enough to support the weight of any big heavy duty steel gate and make it easy to open.



quikfence®

Fencing made easy

www.quikfence.com.au | 1800 062 723

sales@quikfence.com.au | 449 East St, Warwick QLD, 4370, Australia